



应用


性能曲线

下列说明适用于后面所示的曲线：


- 1、所有曲线都基于电机在恒速 2900 rpm 的测量值。
- 2、曲线容差符合 ISO9906


型号含义














2900rpm







空白页

空白页